

Only figured dimensions are to be used. All dimensions to be checked on site.

Please note: Refer to 'type' of drawing below; planning drawings should only be treated as such.

Notes

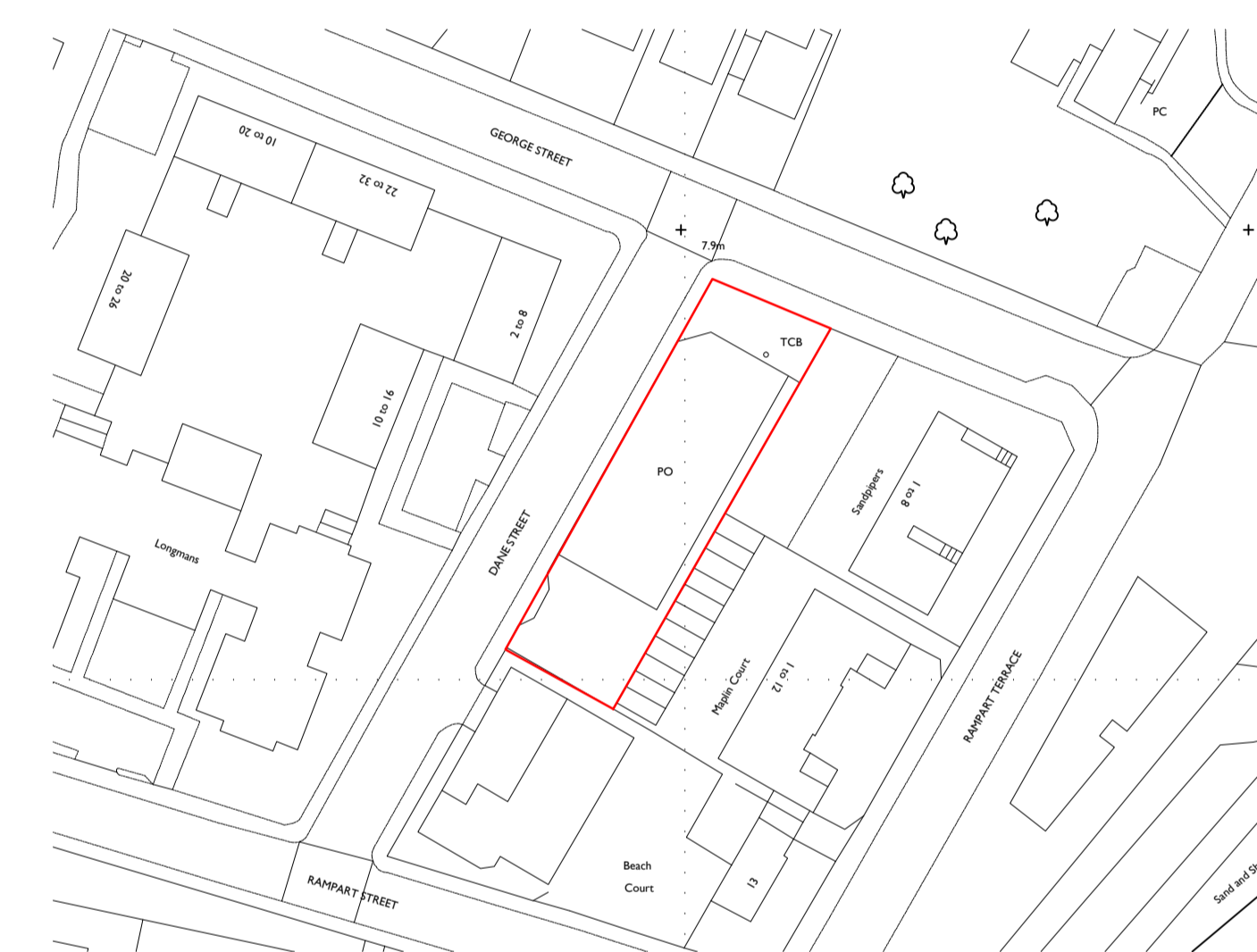
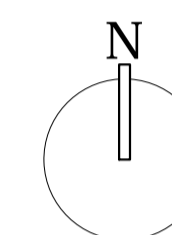


+SP Existing site plan - scale 1:250 at A1
Scale in Metres
0 2 5 10 20



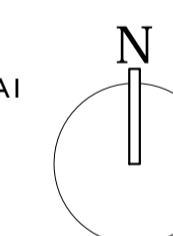
+LP Existing location plan - scale 1:1250 at A1

Scale in Metres
0 10 20 30 40 50 100




+BP Existing block plan - scale 1:500 at A1

Scale in Metres
0 5 10 15 20 30 40 50



APPLICATION FOR DETAILED
PLANNING CONSENT

REVISION



Liam Russell Architects
architecture and development

The Studios, 3 Broad Reach Mews, Ropetackle, Shoreham by Sea, West Sussex, BN43 5EY, UK
+44 (0)1845 180 3476 / +44(0)1845 180 3475 www.liamrussellarchitects.com
Liam Russell Architects Ltd registered in England and Wales 04758636

JOB	CHECKED
FORMER POST OFFICE GEORGE STREET SHOEBURYNNESS SS3 9AB	LRA
CLIENT	DRAWN
TELEREAL TRILLIUM	LRA
SCALE	REVISION
1:250/500/1250 @ A1 1:500/1000/2500 @ A3	A
DRAWING	NUMBER
EXISTING SITE PLANS	1278-PA-001

DO NOT SCALE FROM THIS DRAWING. THIS DRAWING IS COPYRIGHT ©